

FORTE





03

ABOUT EMAAR

04

DESTINATION

07

PROJECT OVERVIEW

09

LOCATION

11

INTERIOR DESIGN

14

AMENITIES

16

FLOOR PLANS

26

CONTACT US



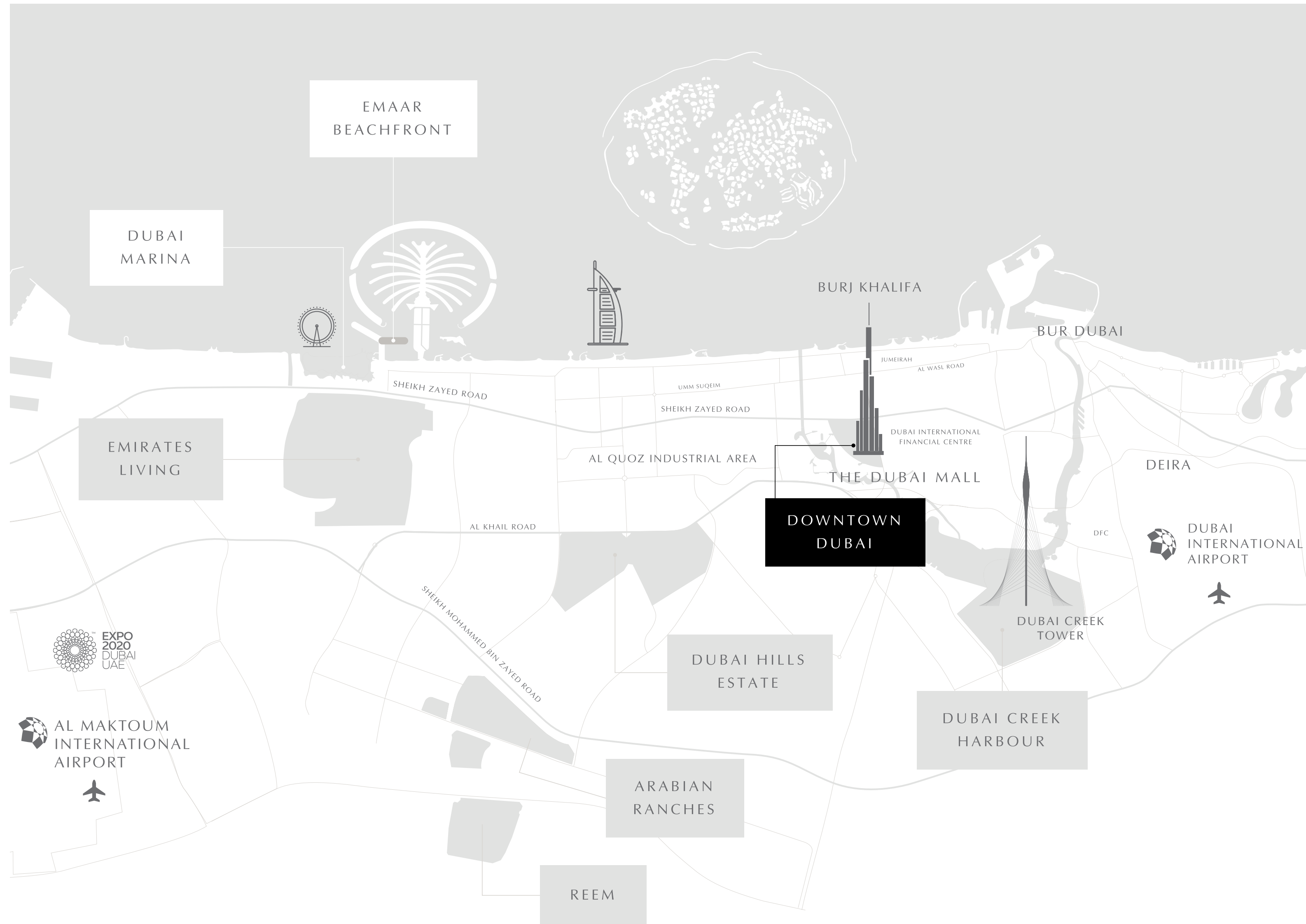
FROM THE MIND OF ACCOMPLISHED ARTISTS

Ever since its establishment in 1997, Emaar has been a privileged artist, crafting a Dubai few could have imagined. With thoughtful planning and decisive action, it has acted out its desires and in the process redefined the concept of comfortable and luxurious living.



AT THE CENTRE OF THE WORLD STAGE

At the centre of Emaar's achievements stands a towering example of architectural vision and engineering excellence - Burj Khalifa, the world's tallest skyscraper. The building stunned the world and thrust Dubai into the centre of the world stage. All around this magnificent centrepiece, Emaar' has continued to add flourishes that take in the world's largest performing fountain, the world's largest retail and entertainment destination and the newest addition of a thriving cultural district.



BURJ KHALIFA
The world's tallest building

THE DUBAI MALL
The world's largest retail & entertainment destination

THE DUBAI FOUNTAIN
The world's largest choreographed fountain system

BURJ KHALIFA LAKE
30-acre man-made lake

THE DUBAI OPERA
2000 seat multi-format venue

SOUK AL BAHAR
Luxury Arabian market

10 MINUTES
to Dubai International Airport

5 MINUTES
to Dubai International Financial Centre (DIFC)


FORTE \

A MUSICAL

TERM MEANING

TO PLAY

LOUDLY \



A TWO-TOWER RESIDENTIAL SENSATION

When you live somewhere as stunning as Forte, it is more than home. Designed by internationally renowned and world-class architecture practice Nikken Sekkei, the dual-tower complex reflects the Japanese firm's values of community credibility, selective design and collective independence.

The company has designed two magnificent residential towers - one 70 floors, the other 50 - to sit together on a podium that will be full of life, culture and art. Ranging from modern 1 bedroom designs to elegant 4 bedroom family homes, there are options available to suit all tastes, no matter how luxurious.



PLAY LOUDLY, LIVE LOUDLY

Building Dubai's culture lies at the heart of Emaar Properties' work. Presented with an opportunity to shape the future of a city, the developer has earned itself an award-winning reputation for acting on bold visions, drawing in an audience full of wonder. The applause has never been as rapturous as with the birth of The Opera District.

Located in the centre of Downtown Dubai, the flourishing cultural destination nestles the spectacular 2000-seat performance arts centre, the Dubai Opera; styled on the traditional wooden dhow yet showcasing electrifying performances from all corners of the world.



TAKE YOUR SEAT IN 10 MINUTES

Ideally positioned on Sheikh Mohamed Bin Rashid Boulevard, Forte residents have all the benefits of Downtown Dubai at their doorstep. Sitting in the centre of The Opera District, residents can take their seat at Dubai Opera or visit the many luxury stores of The Dubai Mall in under 10 minutes. The superb location assures easy access to the main roads and the rest of the city.

FORTE \

A STRONG ABILITY,

SOMETHING YOU

CAN DO WELL \



WHERE SUMPTUOUS LIVING BECOMES YOUR FORTE

From marble to ceramics, steel to wool, every material and every detail has been carefully thought through and designed to perfection. The living room views start within direct sight of Dubai Opera, Opera Plaza and the mesmerising Dubai Fountain.



PERFECTLY ORCHESTRATED KITCHEN

Each apartment is generously proportioned and finished to the highest possible standards, as a hallmark of any Emaar development. The selection of fixtures and fittings have been chosen by truly inspired, perfectionist minds.





A SHOW THAT NEVER STOPS

Residents and guests of Forte will also be able to enjoy onsite retail offerings built into the podium, and vibrant venues at the nearby Sheikh Mohammed bin Rashid Boulevard set to cater to your every need; whether that's exquisite dining, a casual coffee or just your daily wants and needs.



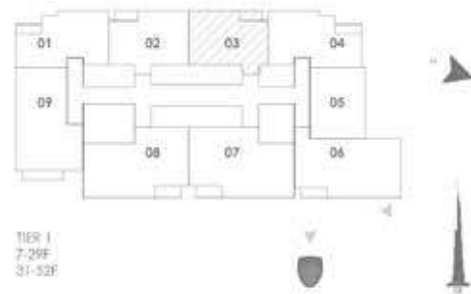
HAVE A SPLASHY INTERMISSION

There'll be room to swim, relax or just splash about, while a nearby playground will help keep the kids busy in a safe and fun environment. A fully-equipped gym will complement the swimming facilities and provide residents with a chance to work away the stresses of life away from home.

FLOOR PLANS

2 BEDROOM A

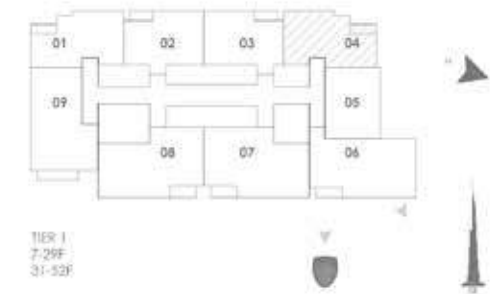
UNIT: 03
TIER: 01
LEVEL: 07-29 & 31-52



| | |
|--------------------|----------------------------------|
| SUITE AREA: | 95.91 SQ.M (1032 SQ.FT.) |
| BALCONY AREA: | 6.23 SQ.M (67 SQ.FT.) |
| TOTAL AREA: | 102.14 SQ.M (1099 SQ.FT.) |

2 BEDROOM B

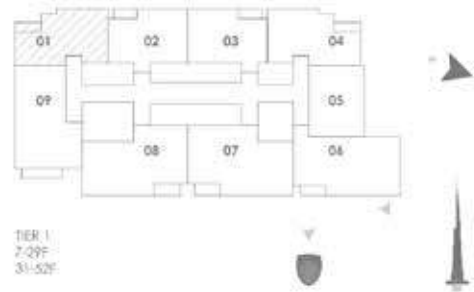
UNIT: 04
TIER: 01
LEVEL: 07-29 & 31-52



| | |
|--------------------|----------------------------------|
| SUITE AREA: | 99.59 SQ.M (1072 SQ.FT.) |
| BALCONY AREA: | 5.38 SQ.M (58 SQ.FT.) |
| TOTAL AREA: | 104.97 SQ.M (1130 SQ.FT.) |

2 BEDROOM B

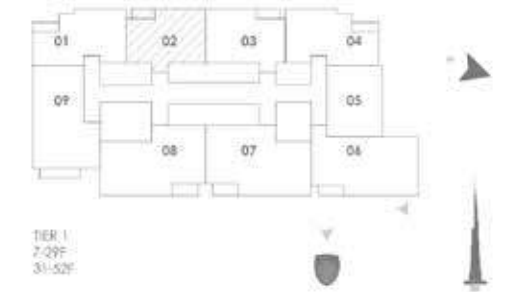
UNIT: 01
 TIER: 01
 LEVEL: 07 - 29 & 31-52



| | |
|--------------------|---------------------------------|
| SUITE AREA: | 97.27 SQ.M (1047 SQ.FT.) |
| BALCONY AREA: | 5.38 SQ.M (58 SQ.FT.) |
| TOTAL AREA: | 102.65SQ.M (1105 SQ.FT.) |

2 BEDROOM A

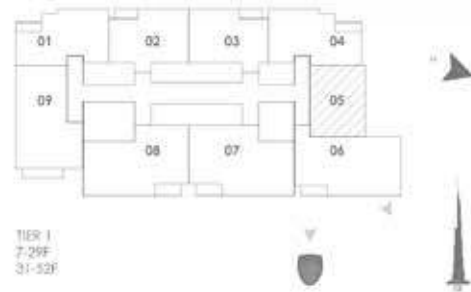
UNIT: 02
 TIER: 01
 LEVEL: 07 - 29 & 31-52



| | |
|--------------------|----------------------------------|
| SUITE AREA: | 94.38 SQ.M (1016 SQ.FT.) |
| BALCONY AREA: | 6.23 SQ.M (67 SQ.FT.) |
| TOTAL AREA: | 100.61 SQ.M (1083 SQ.FT.) |

2 BEDROOM C

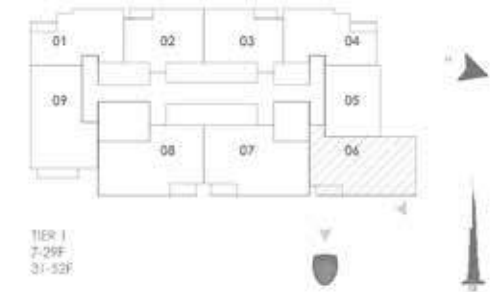
UNIT: 05
TIER: 01
LEVEL: 07-29 & 31-52



| | |
|---------------|--------------------------|
| SUITE AREA: | 87.40 SQ.M (941 SQ.FT.) |
| BALCONY AREA: | 5.89 SQ.M (63 SQ.FT.) |
| TOTAL AREA: | 93.29 SQ.M (1004 SQ.FT.) |

3 BEDROOM C

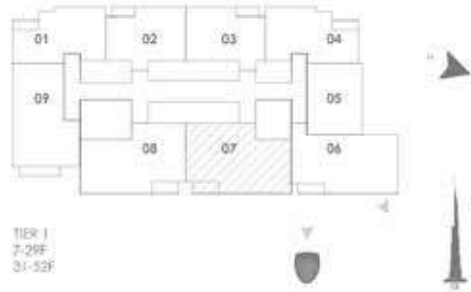
UNIT: 06
TIER: 01
LEVEL: 07-29 & 31-52



| | |
|---------------|---------------------------|
| SUITE AREA: | 137.95 SQ.M (1485 SQ.FT.) |
| BALCONY AREA: | 6.47 SQ.M (70 SQ.FT.) |
| TOTAL AREA: | 144.42 SQ.M (1555 SQ.FT.) |

3 BEDROOM A

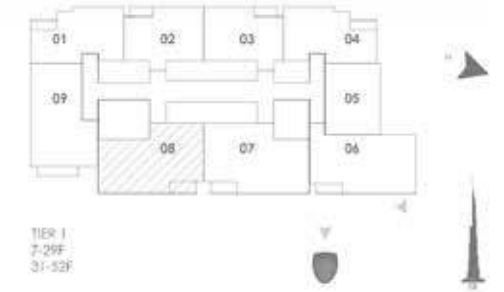
UNIT: 07
TIER: 01
LEVEL: 07-29 & 31-52



| | |
|--------------------|----------------------------------|
| SUITE AREA: | 151.06 SQ.M (1626 SQ.FT.) |
| BALCONY AREA: | 7.70 SQ.M (83 SQ.FT.) |
| TOTAL AREA: | 158.76 SQ.M (1709 SQ.FT.) |

3 BEDROOM A

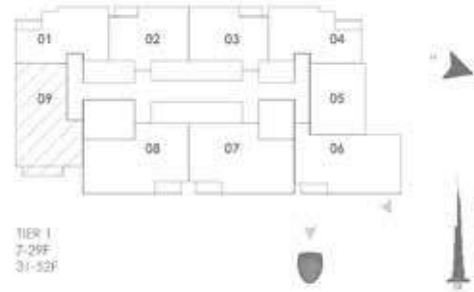
UNIT: 08
TIER: 01
LEVEL: 07-29 & 31-52



| | |
|--------------------|----------------------------------|
| SUITE AREA: | 142.90 SQ.M (1538 SQ.FT.) |
| BALCONY AREA: | 7.70 SQ.M (83 SQ.FT.) |
| TOTAL AREA: | 150.60 SQ.M (1621 SQ.FT.) |

3 BEDROOM B


UNIT: 09
TIER: 01
LEVEL: 07-29 & 31-52



| | |
|---------------|---------------------------|
| SUITE AREA: | 139.04 SQ.M (1497 SQ.FT.) |
| BALCONY AREA: | 10.00 SQ.M (108 SQ.FT.) |
| TOTAL AREA: | 149.04 SQ.M (1605 SQ.FT.) |

2 BEDROOM B


UNIT: 01
TIER: 02
LEVEL: 54-62



SUITE AREA: 97.27 SQ.M (1047 SQ.FT.)
BALCONY AREA: 5.38 SQ.M (58 SQ.FT.)
TOTAL AREA: 102.65SQ.M (1105 SQ.FT.)

2 BEDROOM A

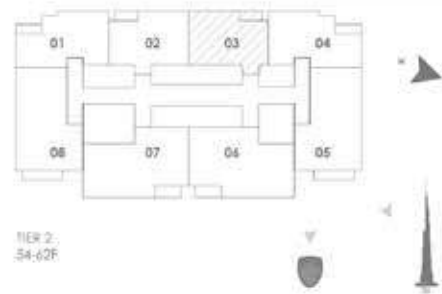
UNIT: 02
TIER: 02
LEVEL: 54-62



SUITE AREA: 94.38 SQ.M (1016 SQ.FT.)
BALCONY AREA: 6.23 SQ.M (67 SQ.FT.)
TOTAL AREA: 100.61 SQ.M (1083 SQ.FT.)

2 BEDROOM A

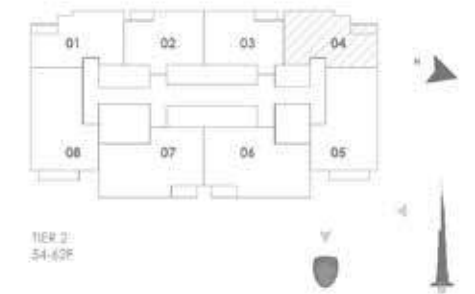
UNIT: 03
TIER: 02
LEVEL: 54-62



| | |
|--------------------|----------------------------------|
| SUITE AREA: | 95.91 SQ.M (1032 SQ.FT.) |
| BALCONY AREA: | 6.23 SQ.M (67 SQ.FT.) |
| TOTAL AREA: | 102.14 SQ.M (1099 SQ.FT.) |

2 BEDROOM B

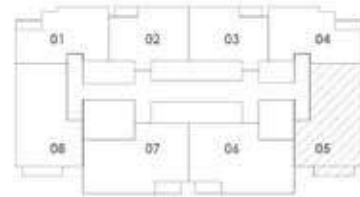
UNIT: 04
TIER: 02
LEVEL: 54-62



| | |
|--------------------|----------------------------------|
| SUITE AREA: | 99.59 SQ.M (1072 SQ.FT.) |
| BALCONY AREA: | 5.38 SQ.M (58 SQ.FT.) |
| TOTAL AREA: | 104.97 SQ.M (1130 SQ.FT.) |

3 BEDROOM B

UNIT: 05
TIER: 02
LEVEL: 54-62



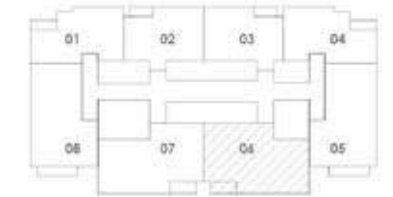
TIER 2:
54-62F




| | |
|---------------|---------------------------|
| SUITE AREA: | 139.04 SQ.M (1497 SQ.FT.) |
| BALCONY AREA: | 10.00 SQ.M (108 SQ.FT.) |
| TOTAL AREA: | 149.04 SQ.M (1605 SQ.FT.) |

3 BEDROOM A

UNIT: 06
TIER: 02
LEVEL: 54-62



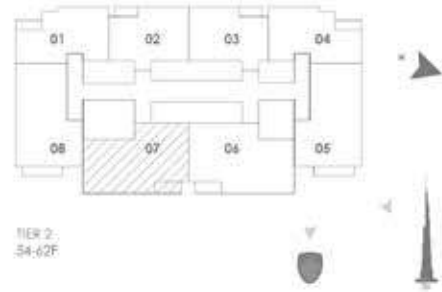
TIER 2:
54-62F



| | |
|---------------|---------------------------|
| SUITE AREA: | 151.06 SQ.M (1626 SQ.FT.) |
| BALCONY AREA: | 7.70 SQ.M (83 SQ.FT.) |
| TOTAL AREA: | 158.76 SQ.M (1709 SQ.FT.) |

3 BEDROOM A

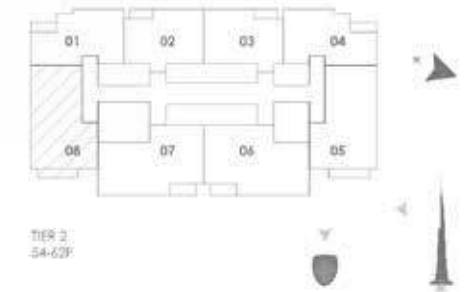
UNIT: 07
TIER: 02
LEVEL: 54-62



SUITE AREA: 142.90 SQ.M (1538 SQ.FT.)
BALCONY AREA: 7.70 SQ.M (83 SQ.FT.)
TOTAL AREA: 150.60 SQ.M (1621 SQ.FT.)

3 BEDROOM B

UNIT: 08
TIER: 02
LEVEL: 54-62



SUITE AREA: 139.04 SQ.M (1497 SQ.FT.)
BALCONY AREA: 10.00 SQ.M (108 SQ.FT.)
TOTAL AREA: 149.04 SQ.M (1605 SQ.FT.)

2 BEDROOM D [TOWER 2]

UNIT: 1

TIER 2

LEVEL: 31-38



TIER 2
31-37F

| | |
|--------------------|----------------------------------|
| SUITE AREA: | 109.06 SQ.M (1174 SQ.FT.) |
| BALCONY AREA: | 7.49 SQ.M (81 SQ.FT.) |
| TOTAL AREA: | 116.55 SQ.M (1255 SQ.FT.) |

1. All materials, dimensions & drawings are approximate. 2. Information is subject to change without notice. 3. Actual suite area may vary from the stated area 4. Drawings not to scale. 5. The developer reserves the right to make revisions/alterations without any liability whatsoever.

FORTE

1 BEDROOM E [TOWER 2]

UNIT: 2

TIER 2

LEVEL: 31-38



TIER 2
31-37F

| | | |
|--------------------|-------------------|---------------------|
| SUITE AREA: | 58.73 SQ.M | (632 SQ.FT.) |
| BALCONY AREA: | 5.93 SQ.M | (64 SQ.FT.) |
| TOTAL AREA: | 64.66 SQ.M | (696 SQ.FT.) |

1. All materials, dimensions & drawings are approximate. 2. Information is subject to change without notice. 3. Actual suite area may vary from the stated area 4. Drawings not to scale. 5. The developer reserves the right to make revisions/alterations without any liability whatsoever.

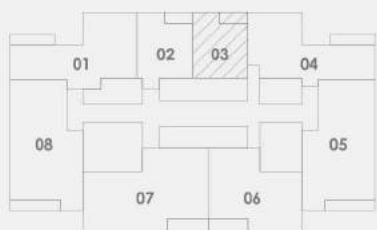


1 BEDROOM F [TOWER 2]

UNIT: 3

TIER 2

LEVEL: 31-38



TIER 2
31-37F



| | | |
|--------------------|-------------------|---------------------|
| SUITE AREA: | 59.95 SQ.M | (645 SQ.FT.) |
| BALCONY AREA: | 5.93 SQ.M | (64 SQ.FT.) |
| TOTAL AREA: | 65.88 SQ.M | (709 SQ.FT.) |

2 BEDROOM D [TOWER 2]

UNIT: 4

TIER 2

LEVEL: 31-38



TIER 2
31-37F

| | |
|--------------------|----------------------------------|
| SUITE AREA: | 98.67 SQ.M (1062 SQ.FT.) |
| BALCONY AREA: | 7.53 SQ.M (81 SQ.FT.) |
| TOTAL AREA: | 106.20 SQ.M (1143 SQ.FT.) |

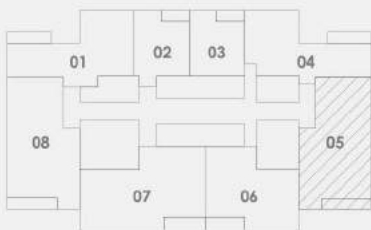
1. All materials, dimensions & drawings are approximate. 2. Information is subject to change without notice. 3. Actual suite area may vary from the stated area 4. Drawings not to scale. 5. The developer reserves the right to make revisions/alterations without any liability whatsoever.

3 BEDROOM C [TOWER 2]

UNIT: 5

TIER 2

LEVEL: 31-38



TIER 2
31-37F

| | |
|--------------------|----------------------------------|
| SUITE AREA: | 136.77 SQ.M (1472 SQ.FT.) |
| BALCONY AREA: | 9.15 SQ.M (98 SQ.FT.) |
| TOTAL AREA: | 145.92 SQ.M (1571 SQ.FT.) |

1. All materials, dimensions & drawings are approximate. 2. Information is subject to change without notice. 3. Actual suite area may vary from the stated area 4. Drawings not to scale. 5. The developer reserves the right to make revisions/alterations without any liability whatsoever.

2 BEDROOM C [TOWER 2]

UNIT: 6

TIER 2

LEVEL: 31-38



TIER 2
31-37F

| | |
|--------------------|----------------------------------|
| SUITE AREA: | 106.90 SQ.M (1151 SQ.FT.) |
| BALCONY AREA: | 9.63 SQ.M (104 SQ.FT.) |
| TOTAL AREA: | 116.53 SQ.M (1254 SQ.FT.) |

1. All materials, dimensions & drawings are approximate. 2. Information is subject to change without notice. 3. Actual suite area may vary from the stated area 4. Drawings not to scale. 5. The developer reserves the right to make revisions/alterations without any liability whatsoever.

FORTE

3 BEDROOM A [TOWER 2]

UNIT: 7

TIER 2

LEVEL: 31-38



TIER 2
31-37F



| | |
|--------------------|----------------------------------|
| SUITE AREA: | 145.08 SQ.M (1562 SQ.FT.) |
| BALCONY AREA: | 10.24 SQ.M (110 SQ.FT.) |
| TOTAL AREA: | 155.32 SQ.M (1672 SQ.FT.) |

1. All materials, dimensions & drawings are approximate. 2. Information is subject to change without notice. 3. Actual suite area may vary from the stated area 4. Drawings not to scale. 5. The developer reserves the right to make revisions/alterations without any liability whatsoever.



3 BEDROOM C [TOWER 2]

UNIT: 8

TIER 2

LEVEL: 32-38



TIER 2
31-37F



| | |
|--------------------|----------------------------------|
| SUITE AREA: | 136.79 SQ.M (1472 SQ.FT.) |
| BALCONY AREA: | 9.15 SQ.M (98 SQ.FT.) |
| TOTAL AREA: | 145.94 SQ.M (1571 SQ.FT.) |

1. All materials, dimensions & drawings are approximate. 2. Information is subject to change without notice. 3. Actual suite area may vary from the stated area 4. Drawings not to scale. 5. The developer reserves the right to make revisions/alterations without any liability whatsoever.